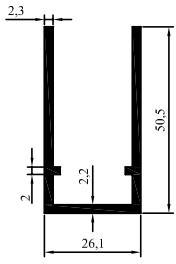
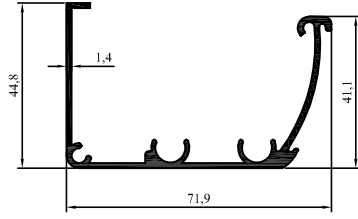




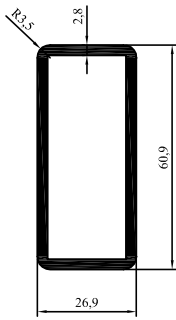
ÖZEN ALÜMİNYUM BUZDOLABI PROFİLLERİ



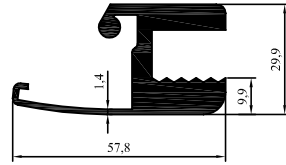
2002-197
0,775 kg/m



2003-2
0,782 kg/m



2003-3
1,214 kg/m



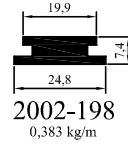
2003-6
1,530 kg/m

4.01 L.03 REV:0 12.01.2012
REV:0 30.09.2015

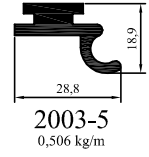
1



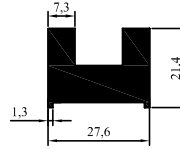
ÖZEN ALÜMİNYUM BUZDOLABI PROFİLLERİ



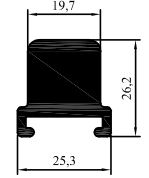
2002-198
0,383 kg/m



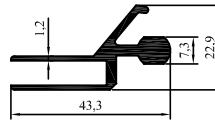
2003-5
0,506 kg/m



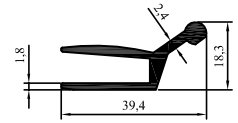
2003-4
1,149 kg/m



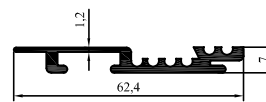
2002-199
1,225 kg/m



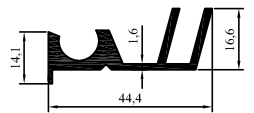
2003-1
0,541 kg/m



2003-8
0,468 kg/m



2003-7
0,493 kg/m



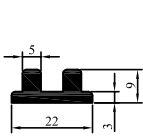
2002-200
0,573 kg/m

4.01 L.03 REV:0 12.01.2012
REV:0 30.09.2015

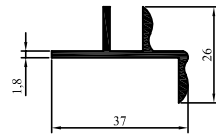
2



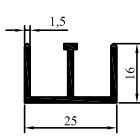
ÖZEN ALÜMİNYUM BUZDOLABI PROFİLLERİ



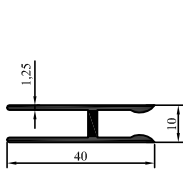
79-38
0,336 kg/m



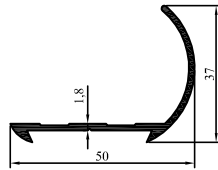
81-3
0,358 kg/m



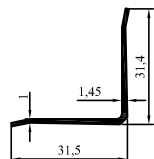
79-123
0,284 kg/m



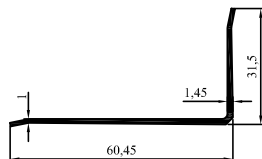
79-39
0,330 kg/m



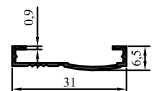
85-64
0,138 kg/m



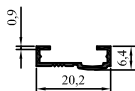
2005-66
0,197 kg/m



2005-67
0,294 kg/m



88-36
0,110 kg/m



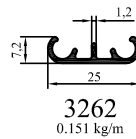
88-35
0,091 kg/m

4.01 L.03 REV:0 12.01.2012
REV:0 30.09.2015

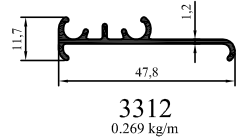
3



ÖZEN ALÜMİNYUM BUZDOLABI PROFİLLERİ



3262
0,151 kg/m



3312
0,269 kg/m

4.01 L.03 REV:0 12.01.2012
REV:0 30.09.2015

4