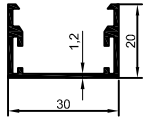
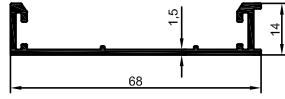




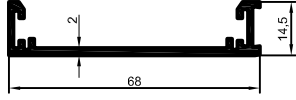
ÖZEN ALÜMİNYUM KASA PROFİLLERİ



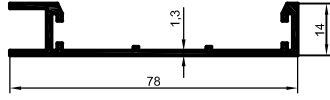
3001  
0,292 kg/m



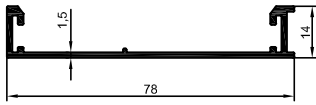
4490  
0,455 kg/m



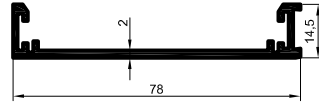
3153  
0,531 kg/m



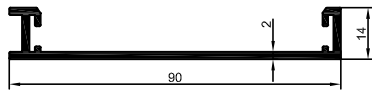
3122  
0,466 kg/m



4517  
0,494 kg/m



2905  
0,585 kg/m



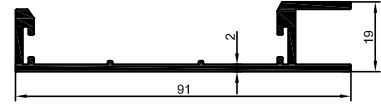
4638  
0,701 kg/m

4.01 L.03 REV:012.01.2012  
REV:123.07.2019

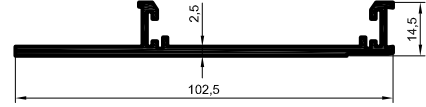
1



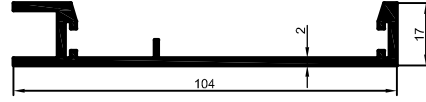
ÖZEN ALÜMİNYUM KASA PROFİLLERİ



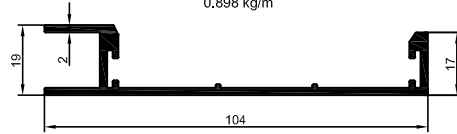
4684  
0,872 kg/m



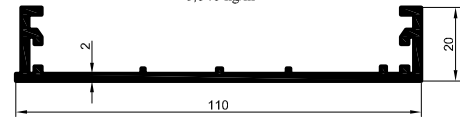
2008-68-B  
0,834 kg/m



3098  
0,898 kg/m



4707  
0,943 kg/m



3050  
0,925 kg/m

4.01 L.03 REV:012.01.2012  
REV:216.12.2019

2



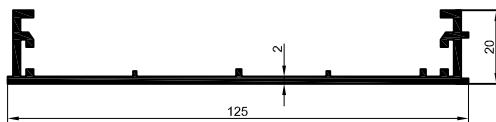
ÖZEN ALÜMİNYUM KASA PROFİLLERİ



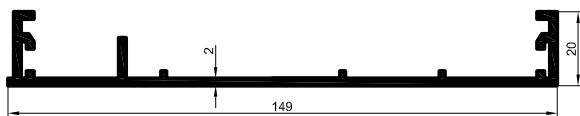
2008-69-B  
1,064 kg/m



4570  
0,965 kg/m



2977  
1,014 kg/m



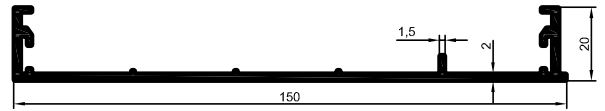
2949  
1,198 kg/m

4.01 L.03 REV:012.01.2012  
REV:116.12.2019

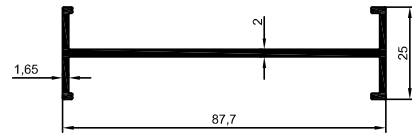
3



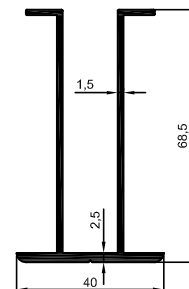
ÖZEN ALÜMİNYUM KASA PROFİLLERİ



4518  
1,124 kg/m



4639  
0,710 kg/m



4489  
0,868 kg/m

4.01 L.03 REV:012.01.2012  
REV:116.12.2019

4