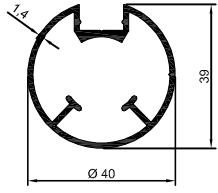


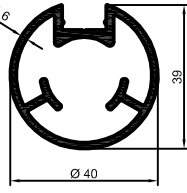


ÖZEN ALÜMİNYUM

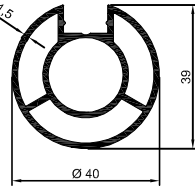
KÜPEŞTE
DESENLİ KÜPEŞTE
PROFİLLERİ



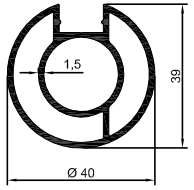
3538
0,630 kg/m



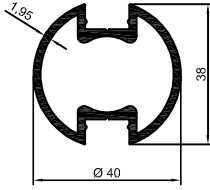
3154
0,790 kg/m



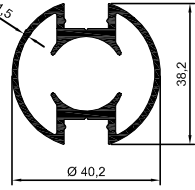
3654
0,846 kg/m



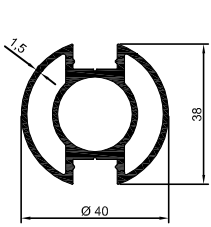
3803
0,824 kg/m



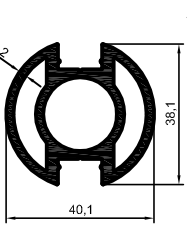
3040
0,838 kg/m



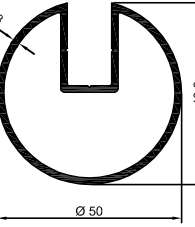
3474
0,833 kg/m



3472
0,921 kg/m



2900
1,150 kg/m



3466
0,952 kg/m

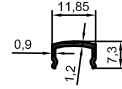
1

4.01 L.03 REV:012.01.2012
REV:005.10.2015




ÖZEN ALÜMİNYUM

KÜPEŞTE
DESENLİ KÜPEŞTE
PROFİLLERİ



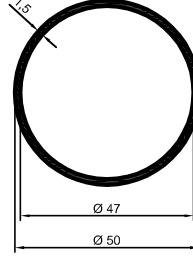
2099-04 / 2012-46
/ 3026
0,066 kg/m



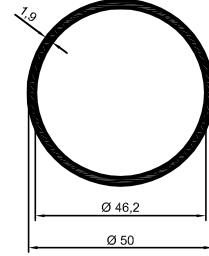
3521
0,185 kg/m



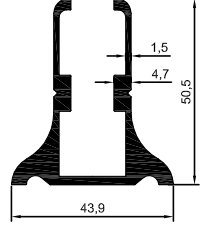
3046
0,240 kg/m



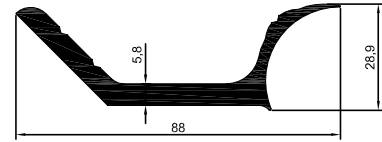
3522
0,619 kg/m



3039
0,778 kg/m



3463
1,202 kg/m



3701
1,454 kg/m

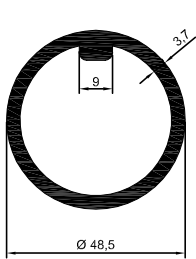
2

4.01 L.03 REV:012.01.2012
REV:005.10.2015

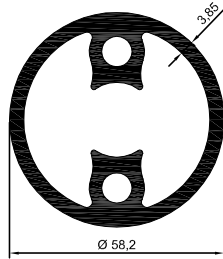


ÖZEN ALÜMİNYUM

KÜPEŞTE
DESENLİ KÜPEŞTE
PROFİLLERİ



4117
1,510 kg/m



4118
2,673 kg/m

3

4.01 L.03 REV:012.01.2012
REV:026.07.2016