



ÖZEN ALÜMİNYUM PERDE RAY PROFİLLERİ



98-73
0,047 kg/m



79-62
0,059 kg/m



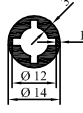
78-53
0,140 kg/m



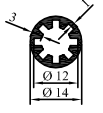
79-63
0,068 kg/m



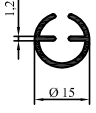
85-13
0,076 kg/m



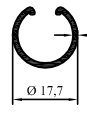
2012-06
0,237 kg/m



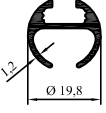
2014-53
0,193 kg/m



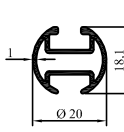
99-19
0,155 kg/m



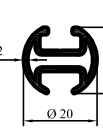
2005-59
0,159 kg/m



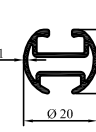
2007-34
0,250 kg/m



2006-49
0,281 kg/m



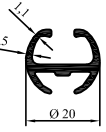
2008-101-B
0,281 kg/m



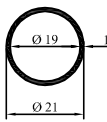
2006-91
0,332 kg/m



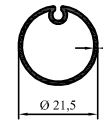
2008-81-B /
2008-102-B
0,293 kg/m



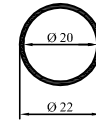
2007-23
0,278 kg/m



98-17
0,170 kg/m



82-32
0,194 kg/m



79-67
0,178 kg/m



2002-167
0,286 kg/m



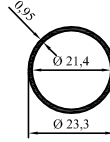
2001-43
0,275 kg/m

1

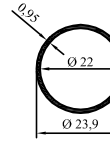
4.01 L.03 REV:012.01.2012
REV:005.10.2015



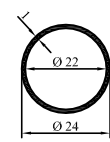
ÖZEN ALÜMİNYUM PERDE RAYLARI PROFİLİ



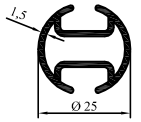
98-2
0,180 kg/m



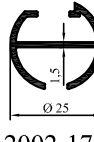
90-24
0,186 kg/m



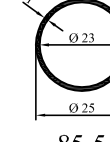
88-50
0,195 kg/m



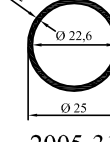
2005-05
0,413 kg/m



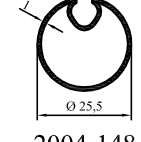
2002-173
0,331 kg/m



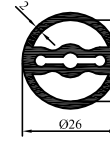
85-5
0,204 kg/m



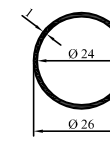
2005-31
0,243 kg/m



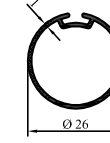
2004-148
0,250 kg/m



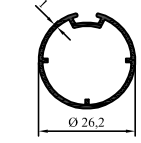
2010-23
0,688 kg/m



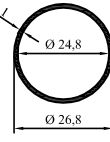
2003-183
0,212 kg/m



2004-134
0,234 kg/m



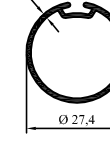
2004-85
0,243 kg/m



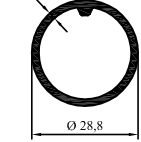
90-25
0,220 kg/m



97-30
0,343 kg/m



2005-104
0,286 kg/m




2003-38
0,443 kg/m

2

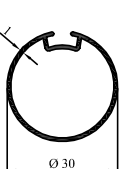
4.01 L.03 REV:012.01.2012
REV:005.10.2015




ÖZEN ALÜMİNYUM PERDE RAY PROFİLLERİ



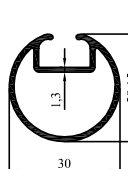
2014-91
0,282 kg/m



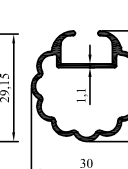
2012-15
0,274 kg/m



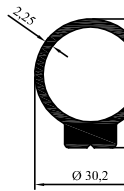
2010-84
0,317 kg/m



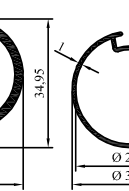
2015-113
0,399 kg/m



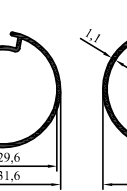
2015-45
0,361 kg/m



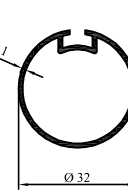
2014-97
0,733 kg/m



2012-10
0,289 kg/m



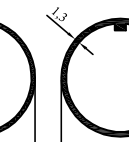
2008-53
0,322 kg/m



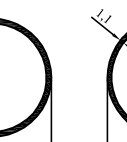
2001-49
0,328 kg/m



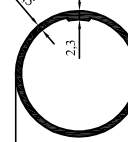
2000-76
0,281 kg/m



2000-32
0,354 kg/m



2005-73
0,324 kg/m



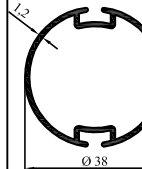
2002-3
0,427 kg/m

3

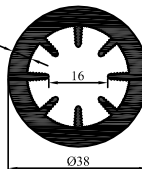
4.01 L.03 REV:012.01.2012
REV:1.04.04.2016



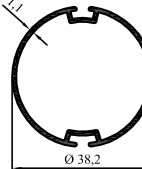
ÖZEN ALÜMİNYUM PERDE RAY PROFİLLERİ



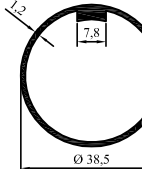
2008-47
0,455 kg/m



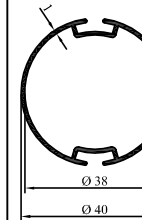
2010-87
1,632 kg/m




2008-79
0,398 kg/m



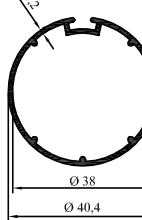
2001-55
0,440 kg/m



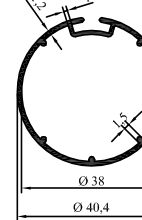
2012-12
0,393 kg/m



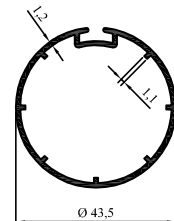
4149
0,474 kg/m




2012-11
0,452 kg/m



2012-26
0,452 kg/m



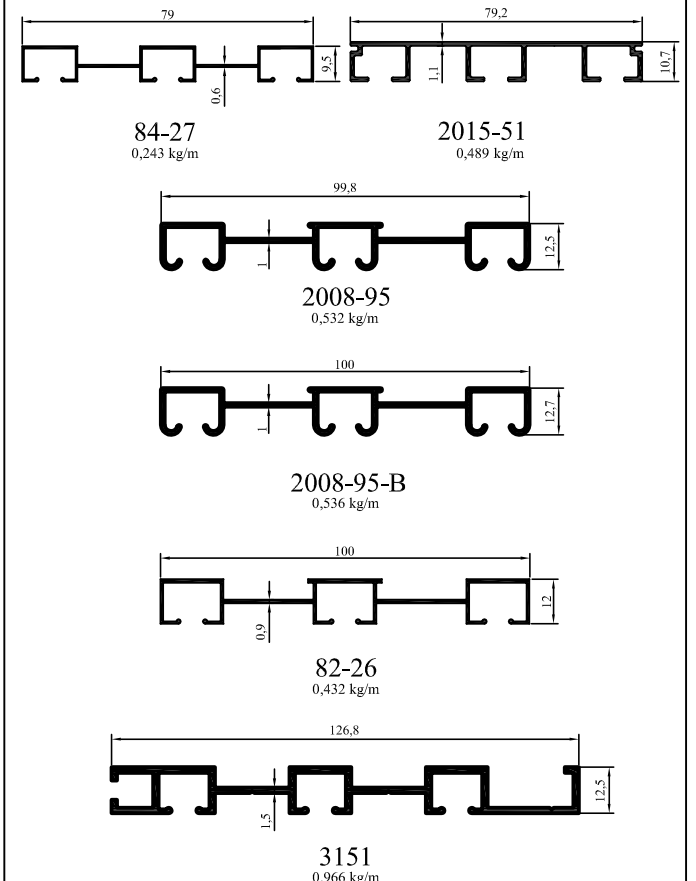
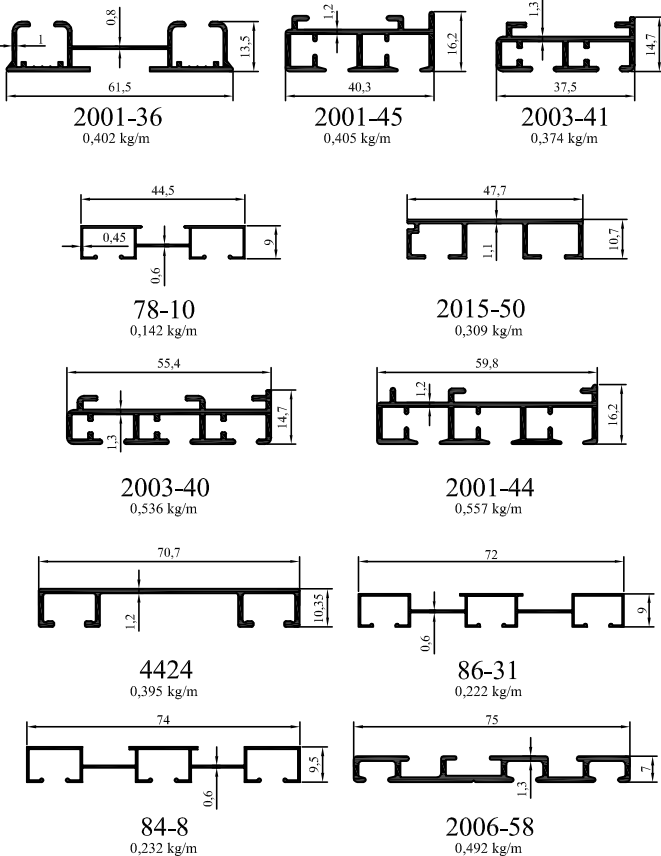
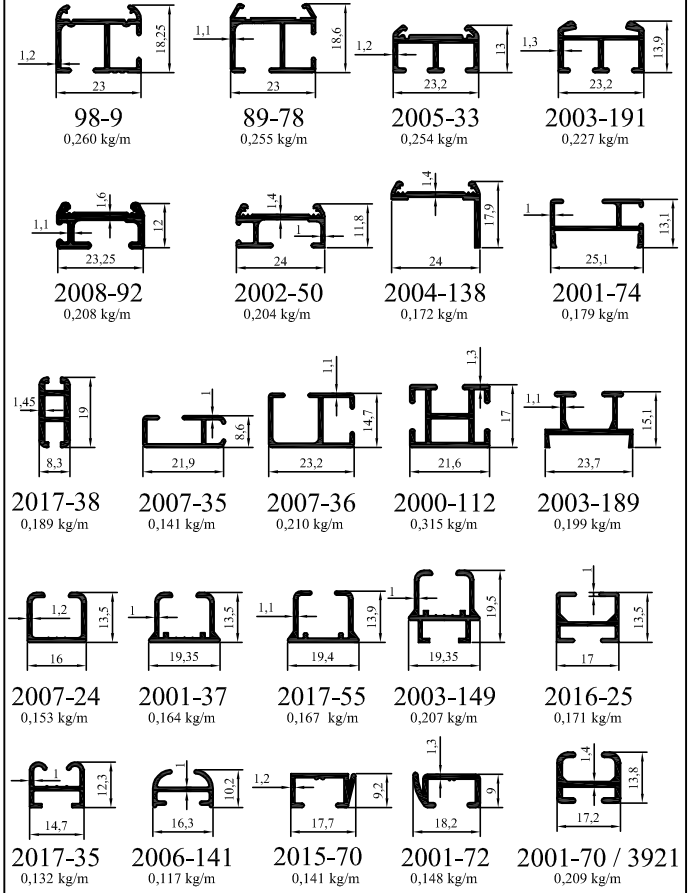
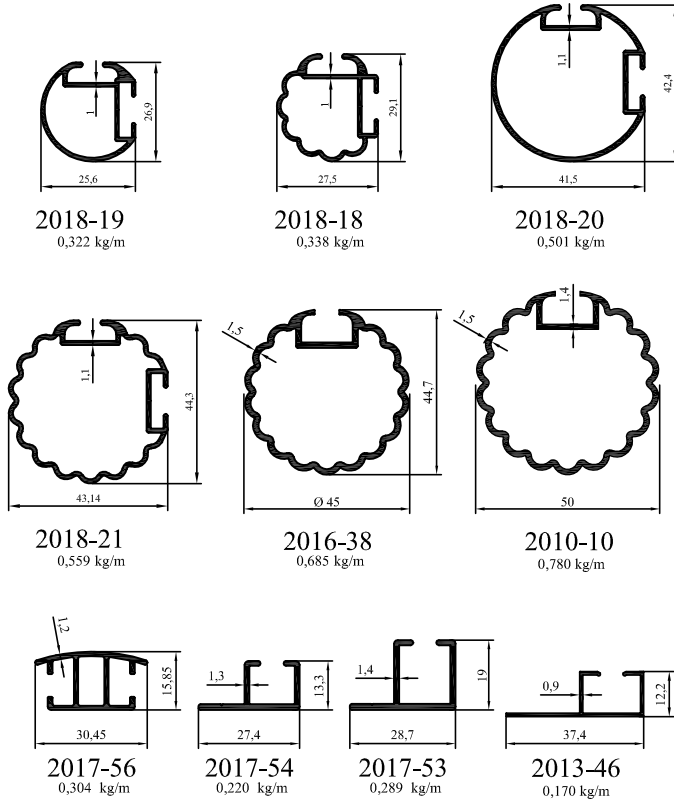
2004-39
0,498 kg/m

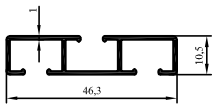


2014-92
0,457 kg/m

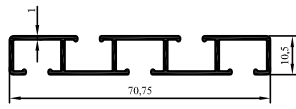
4

4.01 L.03 REV:012.01.2012
REV:2.04.01.2017

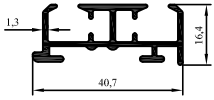




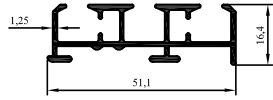
2018-12
0,297 kg/m



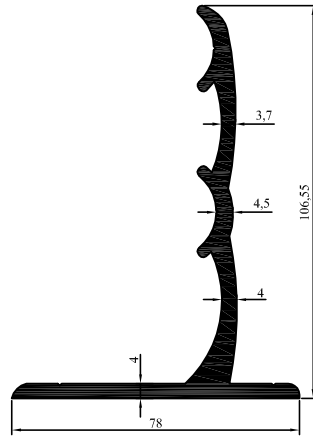
2018-13
0,447 kg/m



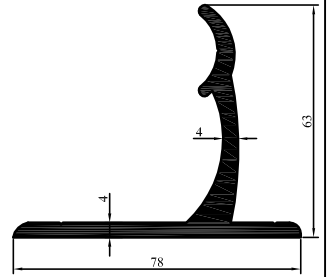
2018-14
0,441 kg/m



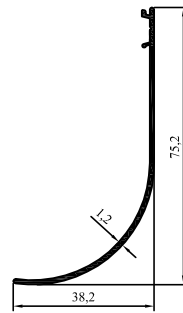
2018-15
0,498 kg/m



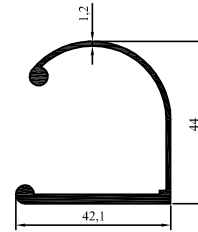
2005-06
2,343 kg/m



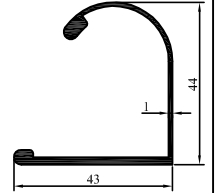
2005-07
1,713 kg/m



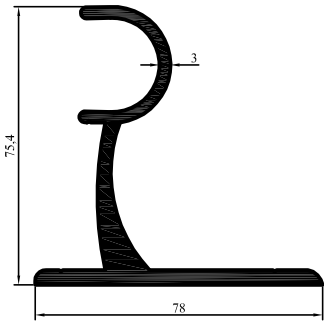
2002-55
0,329 kg/m



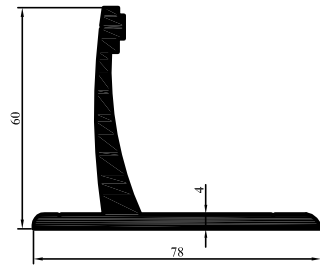
82-31
0,589 kg/m



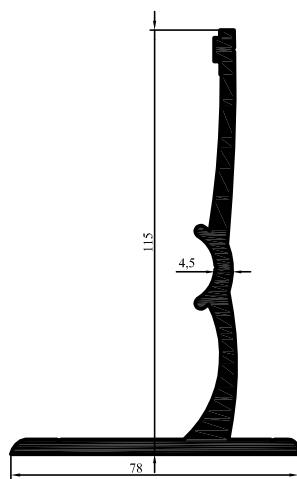
97-4
0,488 kg/m



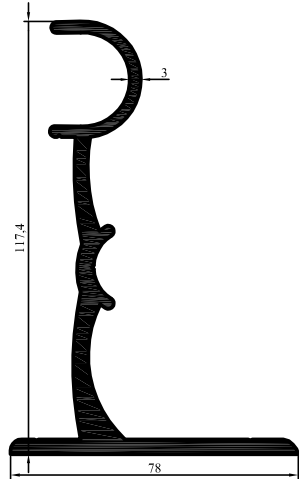
2009-20
1,904 kg/m



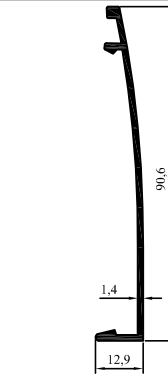
2009-24
1,679 kg/m



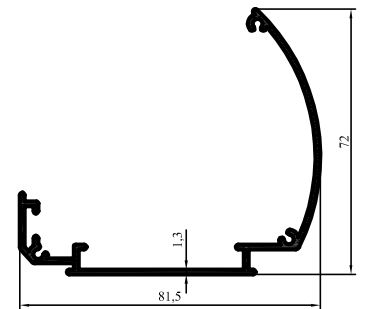
4448
2,352 kg/m



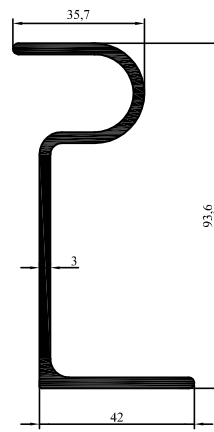
2009-21
2,514 kg/m



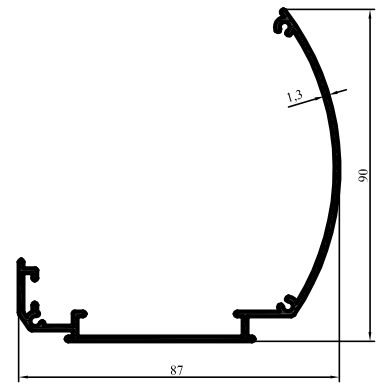
2002-47
0,444 kg/m



2012-05
0,732 kg/m



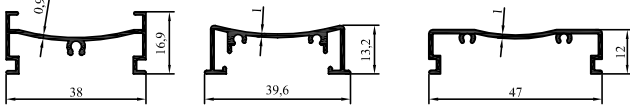
2003-151
1,455 kg/m



3501
0,789 kg/m



ÖZEN ALÜMİNYUM PERDE RAY PROFİLLERİ



2012-14
0,233 kg/m

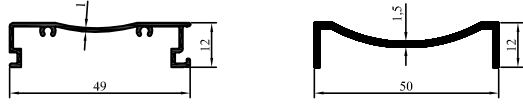
2012-04
0,252 kg/m

2001-46
0,237 kg/m



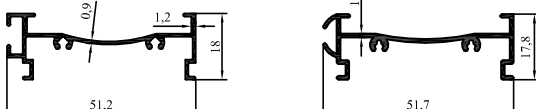
2012-09
0,251 kg/m

2012-08
0,298 kg/m



2002-56
0,251 kg/m

2004-140
0,296 kg/m

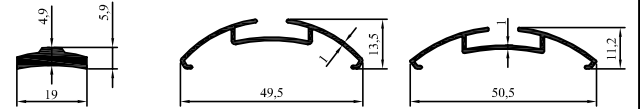


2012-28
0,314 kg/m

3241
0,343 kg/m



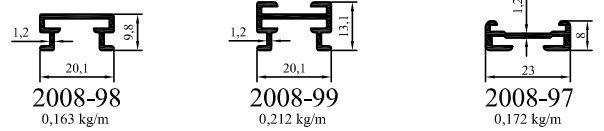
ÖZEN ALÜMİNYUM PERDE RAY PROFİLLERİ



2012-22
0,202 kg/m

2012-13
0,224 kg/m

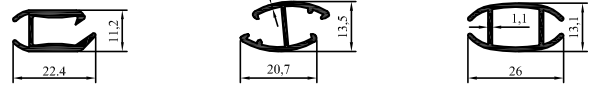
2008-60
0,208 kg/m



2008-98
0,163 kg/m

2008-99
0,212 kg/m

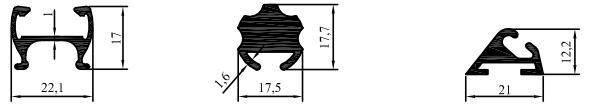
2008-97
0,172 kg/m



2000-156
0,221 kg/m

2003-147
0,189 kg/m

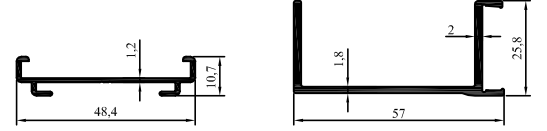
2005-60
0,223 kg/m



3235
0,244 kg/m

2001-21
0,520 kg/m

99-64
0,210 kg/m

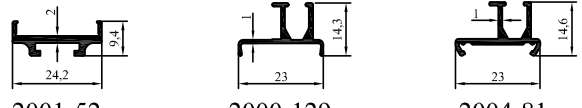


2003-158
0,252 kg/m

2002-25
0,552 kg/m



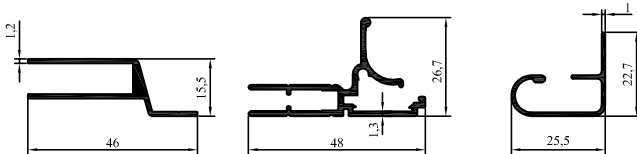
ÖZEN ALÜMİNYUM PERDE RAY PROFİLLERİ



2001-52
0,193 kg/m

2000-129
0,161 kg/m

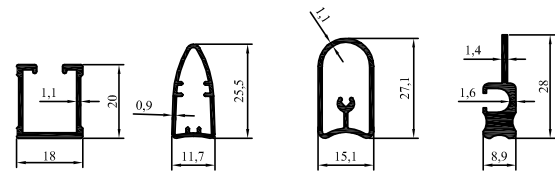
2004-81
0,190 kg/m



2002-59
0,318 kg/m

2002-49
0,454 kg/m

2002-17
0,192 kg/m

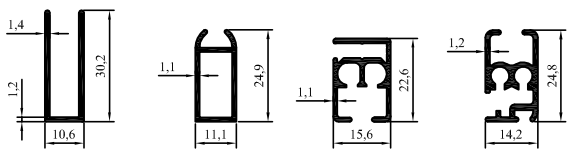


98-8
0,229 kg/m

2012-07
0,175 kg/m

2012-31
0,262 kg/m

2002-60
0,266 kg/m



2002-61
0,244 kg/m

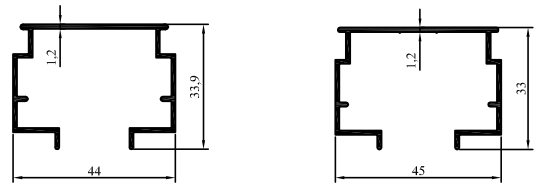
2001-54
0,204 kg/m

2001-71
0,281 kg/m

2001-47
0,312 kg/m

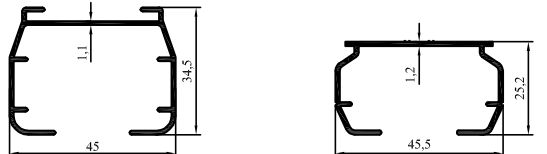


ÖZEN ALÜMİNYUM PERDE RAY PROFİLLERİ




2001-53
0,420 kg/m

88-89
0,431 kg/m



88-32
0,437 kg/m

2004-136
0,374 kg/m



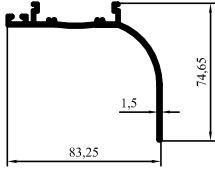
2002-26
0,324 kg/m

2002-27
0,696 kg/m

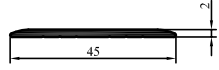


2001-31
0,321 kg/m

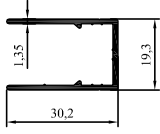
2001-30
0,321 kg/m



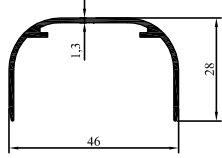
2008-78-B
0,686 kg/m



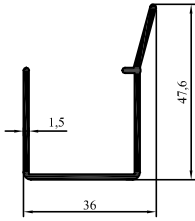
3232
0,230 kg/m



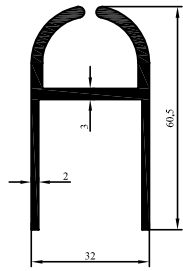
3233
0,289 kg/m



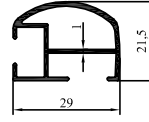
3234
0,345 kg/m



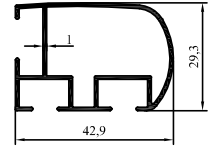
2017-39
0,453 kg/m



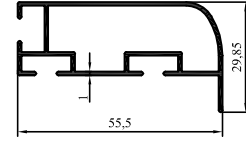
4614
1,090 kg/m



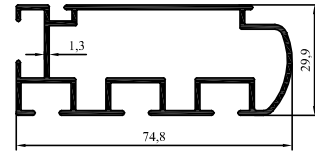
4148
0,324 kg/m



4147
0,480 kg/m



4466
0,514 kg/m



4150
0,973 kg/m



2000-113
0,073 kg/m



2004-141
0,056 kg/m



88-51
0,051 kg/m



2019-12
0,038 kg/m



2001-51
0,082 kg/m



99-44
0,115 kg/m



2005-58
0,065 kg/m



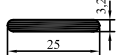
98-26
0,067 kg/m



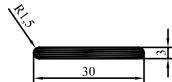
98-12
0,040 kg/m



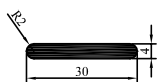
2008-96 /
2008-96-B
0,157 kg/m



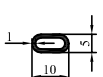
2008-50
0,211 kg/m



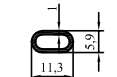
99-50
0,239 kg/m



98-10
0,315 kg/m



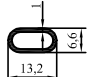
98-11
0,060 kg/m



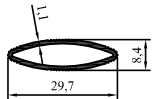
2010-19
0,071 kg/m



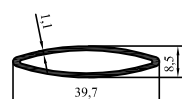
2010-27
0,106 kg/m



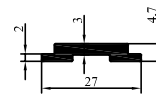
2010-12
0,083 kg/m



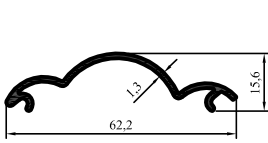
2003-192
0,167 kg/m



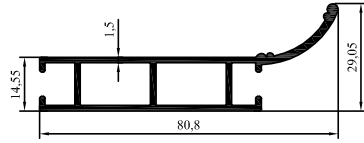
88-49
0,236 kg/m



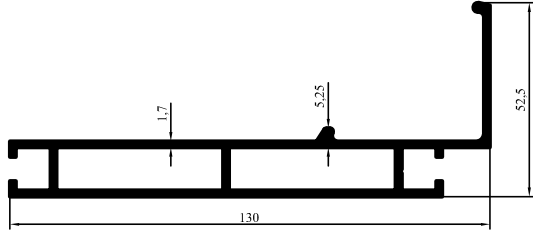
2017-33
0,246 kg/m



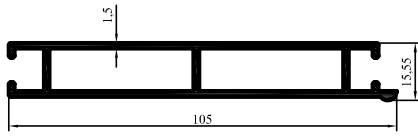
3150
0.316 kg/m



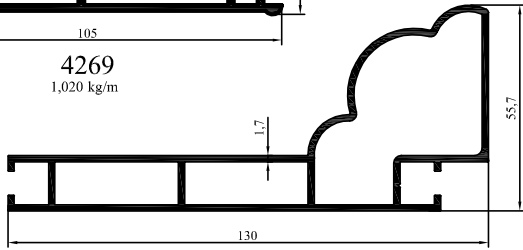
2009-22
0.832 kg/m



3152
1.570 kg/m



4269
1.020 kg/m



3869
1.811 kg/m