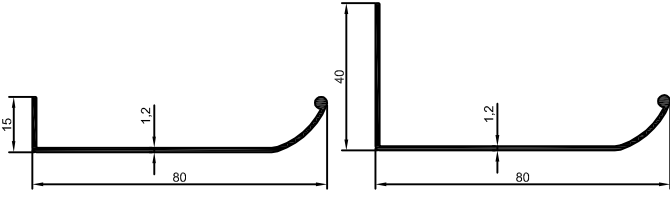


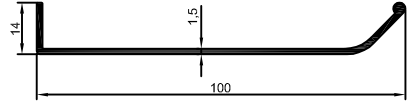


ÖZEN ALÜMİNYUM YAZI TAHTASI PROFİLLERİ

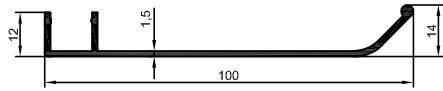


2001-108
0,331 kg/m

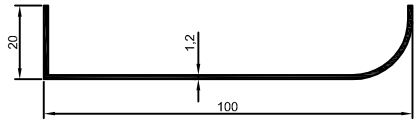
2004-93
0,414 kg/m



2004-143
0,490 kg/m



4186
0,525 kg/m



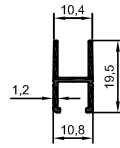
85-84
0,419 kg/m

1

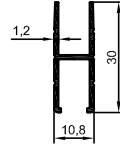
4.01 L.03 REV:0 12.01.2012
REV:1 21.12.2016



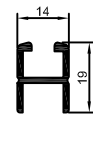
ÖZEN ALÜMİNYUM YAZI TAHTASI PROFİLLERİ



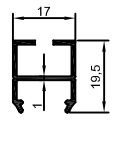
4185
0,153 kg/m



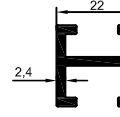
2017-18
0,219 kg/m



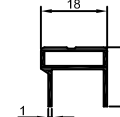
2001-109
0,216 kg/m



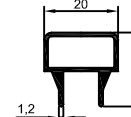
85-90
0,193 kg/m



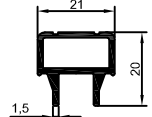
4169
0,475 kg/m



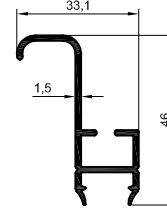
99-39
0,172 kg/m



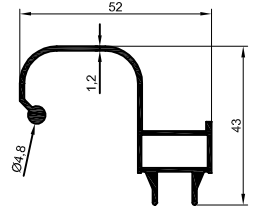
99-40
0,238 kg/m



2005-15
0,322 kg/m



85-91
0,425 kg/m



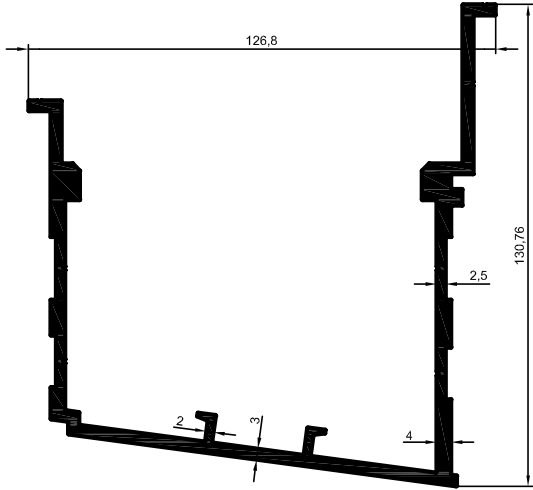
99-38
0,506 kg/m

2

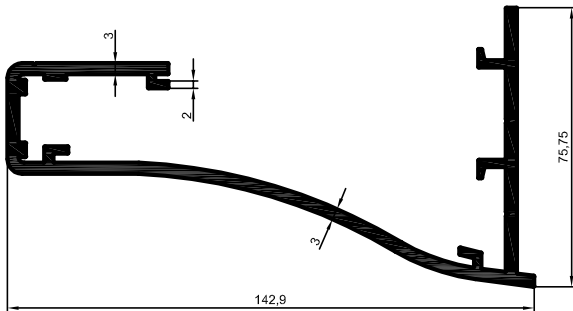
4.01 L.03 REV:0 12.01.2012
REV:2 18.04.2017



ÖZEN ALÜMİNYUM YAZI TAHTASI PROFİLLERİ



3719
3,293 kg/m



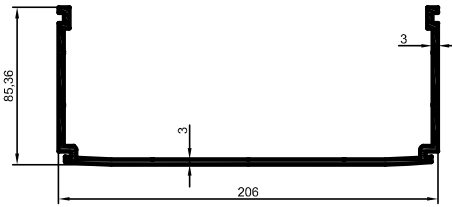
3720
2,634 kg/m

3

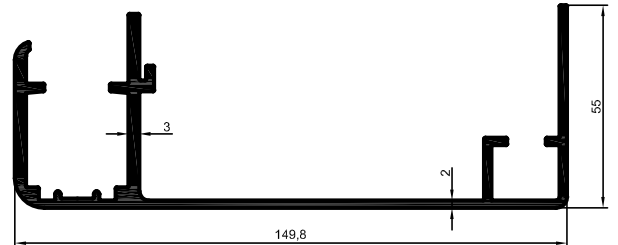
4.01 L.03 REV:0 12.01.2012
REV:0 06.10.2015



ÖZEN ALÜMİNYUM YAZI TAHTASI PROFİLLERİ



3721
3,139 kg/m



3876
2,169 kg/m

4

4.01 L.03 REV:0 12.01.2012
REV:1 02.08.2016